


**Importante necrosis cutánea
producida por el uso de
fosfatidilcolina y deoxicolato
de sodio.**

**A propósito de un caso.
Análisis de las causas.**

Dr. I. Ordiz

Presidente de la Asociación de Medicina Mesoterápica Iberoamericana



www.ammia.org

www.ordizmesoterapia.com

Fosfatidilcolina



Dislipemias

Hepatoprotector

Cardioprotector

www.ammia.org

www.ordizmesoterapia.com

Fosfatidilcolina

Maggiori, 1988

Tratamiento mesoterápico de los xantelasmas.

Comunicación libre en el Vº
Congreso Internacional de
Mesoterapia (Paris).



www.ammia.org

www.ordizmesoterapia.com

Fosfatidilcolina

Rittes, 1999, 2001, 2003

Tratamiento de la obesidad localizada y celulitis, lipomas y grasa orbitaria.

□ 1: [Dermatol Surg.](#) 2001 Apr;27(4):391-2.

[Related Articles, Links](#)



The use of phosphatidylcholine for correction of lower lid bulging due to prominent fat pads.

[Rittes PG.](#)

Clinica Patricia Rittes, Sao Paulo, Brazil. prittes@ruralsp.com.br

□ 1: [Aesthetic Plast Surg.](#) 2003 Jul-Aug;27(4):315-8.

[Related Articles, Links](#)



The use of phosphatidylcholine for correction of localized fat deposits.

[Rittes PG.](#)

prittes@terra.com.br

www.ammia.org

www.ordizmesoterapia.com

Fosfatidilcolina mecanismo de acción

**Acción detergente del deoxicolato de sodio:
necrosis inespecífica de las membranas
celulares**

Rotunda, Suzuki, Moy, Kolodney, 2004

□ 1: [Dermatol Surg.](#) 2004 Jul;30(7):1001-8.

[Related Articles](#), [Links](#)



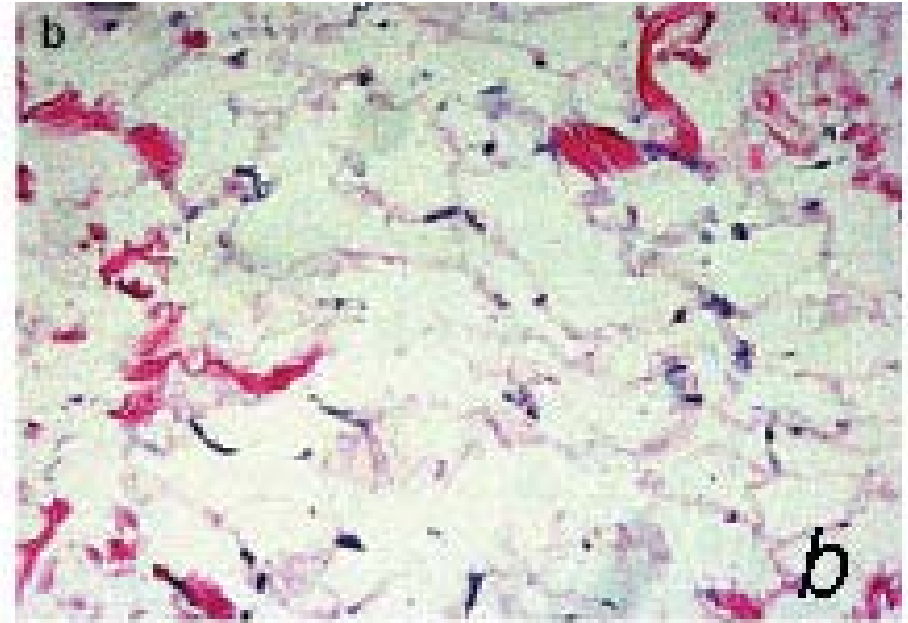
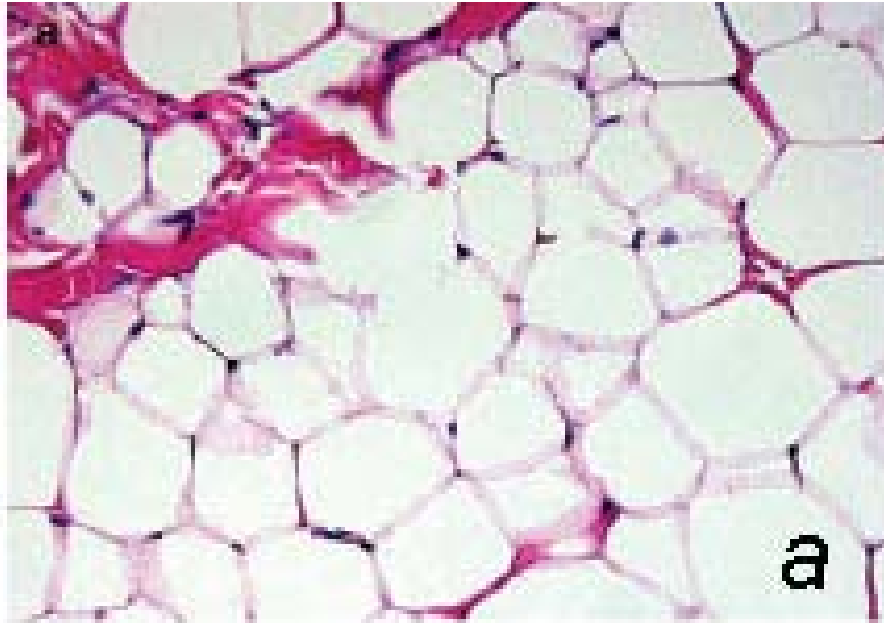
Detergent effects of sodium deoxycholate are a major feature of an injectable phosphatidylcholine formulation used for localized fat dissolution.

[Rotunda AM](#), [Suzuki H](#), [Moy RL](#), [Kolodney MS](#).

Division of Dermatology, University of California Los Angeles, David Geffen School of Medicine, Los Angeles, California, USA.

www.ammia.org

www.ordizmesoterapia.com



a. Adipocitos control

b. Adipocitos después de la inyección de fosfatidilcolina

: [Dermatol Surg.](#) 2004 Jul;30(7):1001-8.



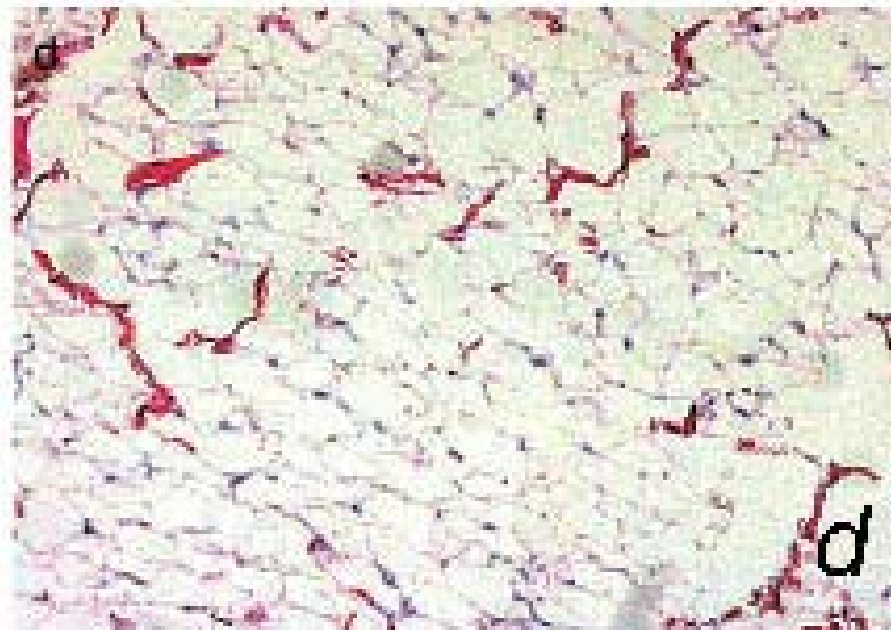
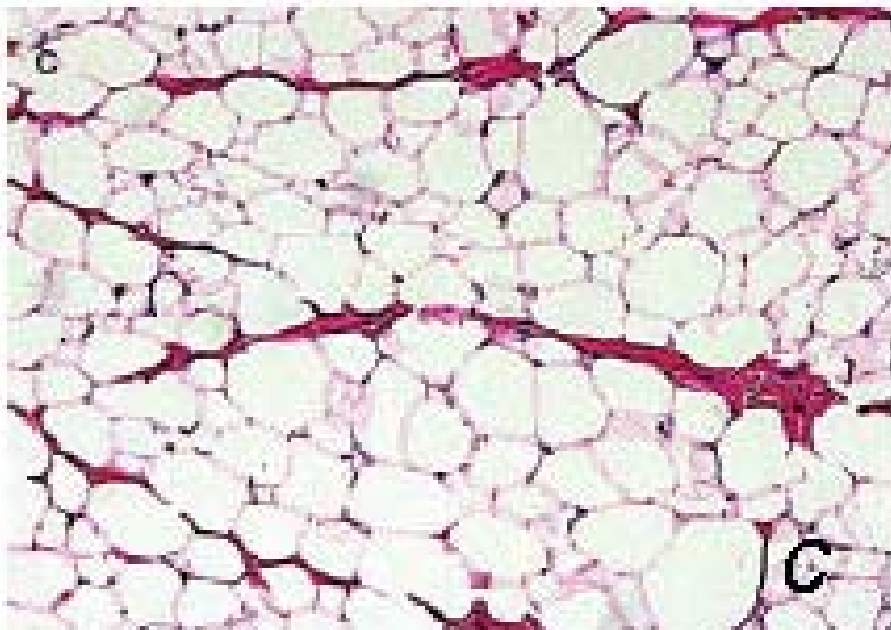
Detergent effects of sodium deoxycholate are a major feature of an injectable phosphatidylcholine formulation used for localized fat dissolution.

[Rotunda AM](#), [Suzuki H](#), [Moy RL](#), [Kolodney MS](#).

[Related Articles](#), [Links](#)

www.ammia.org

www.ordizmesoterapia.com



c. Adipocitos control.

d. Adipocitos después de la inyección de desoxicolato de sodio.

: [Dermatol Surg.](#) 2004 Jul;30(7):1001-8.



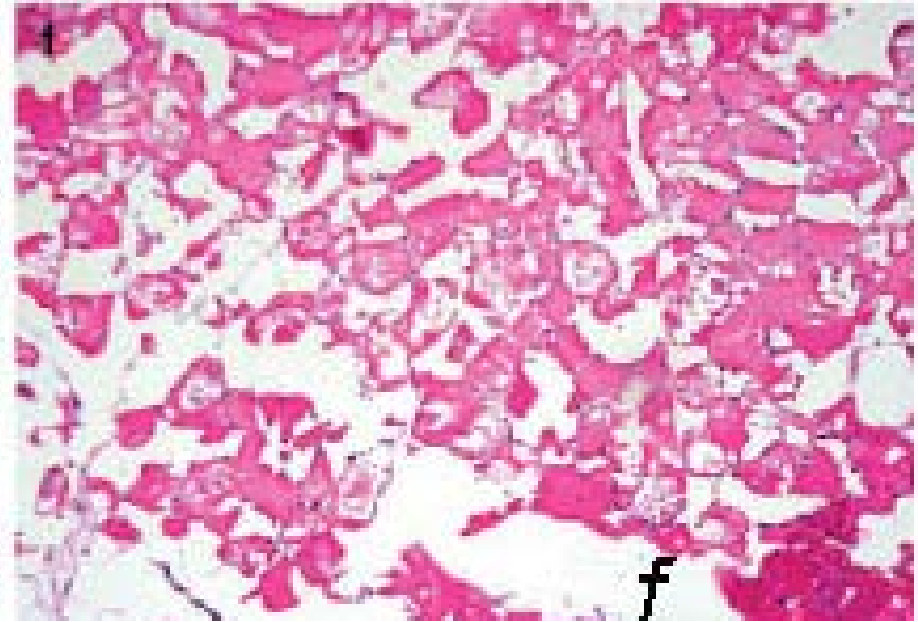
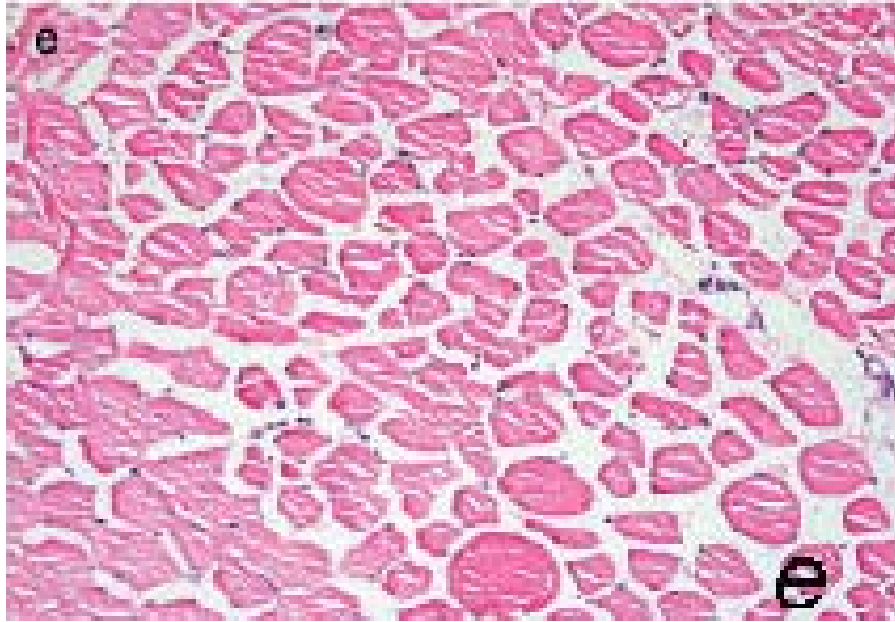
Detergent effects of sodium deoxycholate are a major feature of an injectable phosphatidylcholine formulation used for localized fat dissolution.

[Rotunda AM](#), [Suzuki H](#), [Moy RL](#), [Kolodney MS](#).

[Related Articles](#), [Links](#)

www.ammia.org

www.ordizmesoterapia.com



e. Tejido muscular control.

f. Tejido muscular después de la inyección de fosfatidilcolina

: [Dermatol Surg.](#) 2004 Jul;30(7):1001-8.



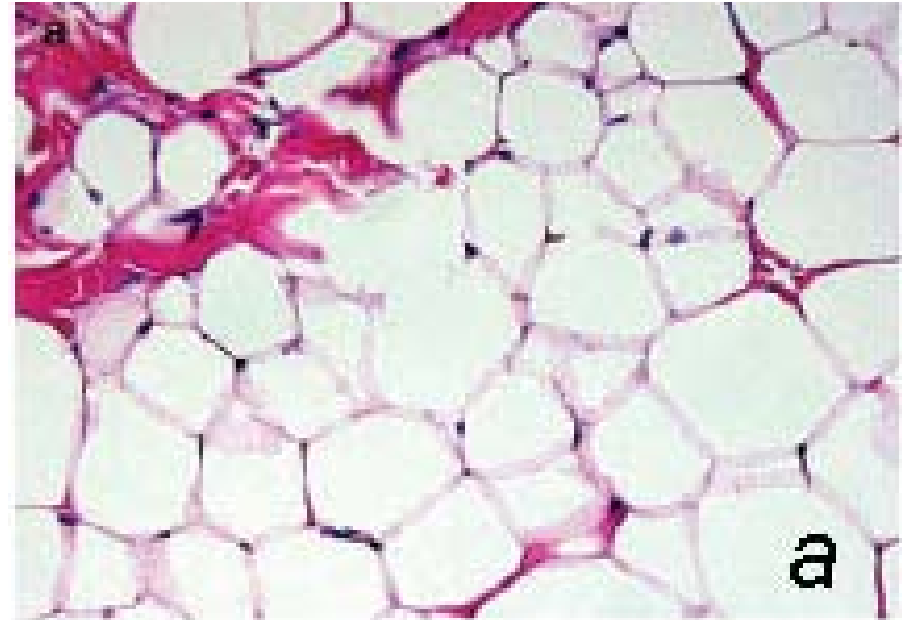
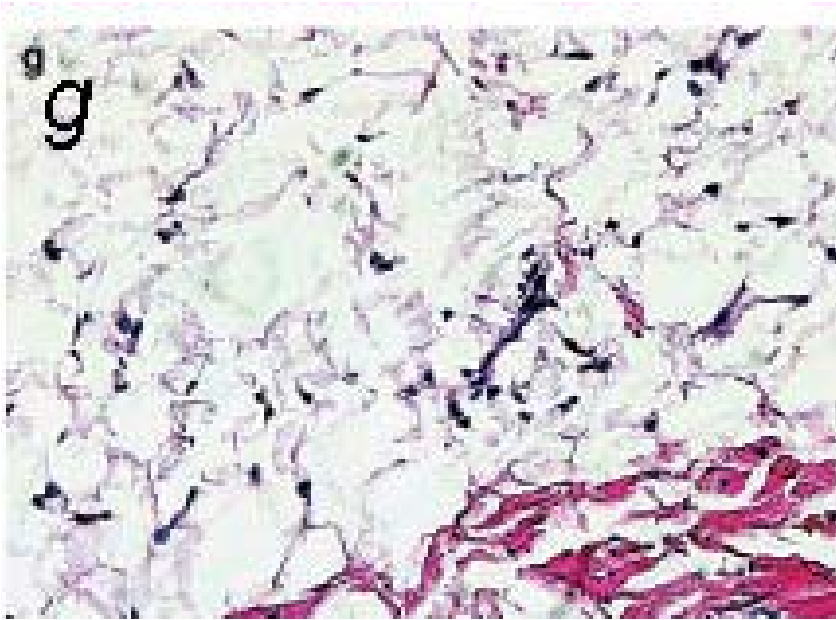
Detergent effects of sodium deoxycholate are a major feature of an injectable phosphatidylcholine formulation used for localized fat dissolution.

[Rotunda AM](#), [Suzuki H](#), [Moy RL](#), [Kolodney MS](#).

[Related Articles](#), [Links](#)

www.ammia.org

www.ordizmesoterapia.com



g. Tejido adiposo después de la inyección de un detergente (Empigen).
Compárese con el tejido adiposo control de la figura a.

: [Dermatol Surg.](#) 2004 Jul;30(7):1001-8.



Detergent effects of sodium deoxycholate are a major feature of an injectable phosphatidylcholine formulation used for localized fat dissolution.

[Rotunda AM](#), [Suzuki H](#), [Moy RL](#), [Kolodney MS](#).

[Related Articles](#), [Links](#)

www.ammia.org

www.ordizmesoterapia.com

: [Dermatol Surg.](#) 2006 Apr;32(4):465-80.

[Related Articles, Links](#)



Mesotherapy and phosphatidylcholine injections: historical clarification and review.

[Rotunda AM](#), [Kolodney MS](#).

Department of Dermatology, University of Southern California School of Medicine, Los Angeles, California, USA.
arotunda@hotmail.com

**Necrosis musculares en inyecciones
*profundas.***

**Ulceraciones locales en inyecciones
*superficiales.***

www.ammia.org

www.ordizmesoterapia.com

Fosfatidilcolina

mecanismo de acción

**Necrosis inflamatoria de la grasa subcutánea
con presencia de un infiltrado formado por
linfocitos (macrófagos)**

Rose, Morgan, 2005

Journal of Cosmetic and Laser Therapy

Volume 7, Number 1 / March 2005

Histological changes associated with mesotherapy for fat dissolution

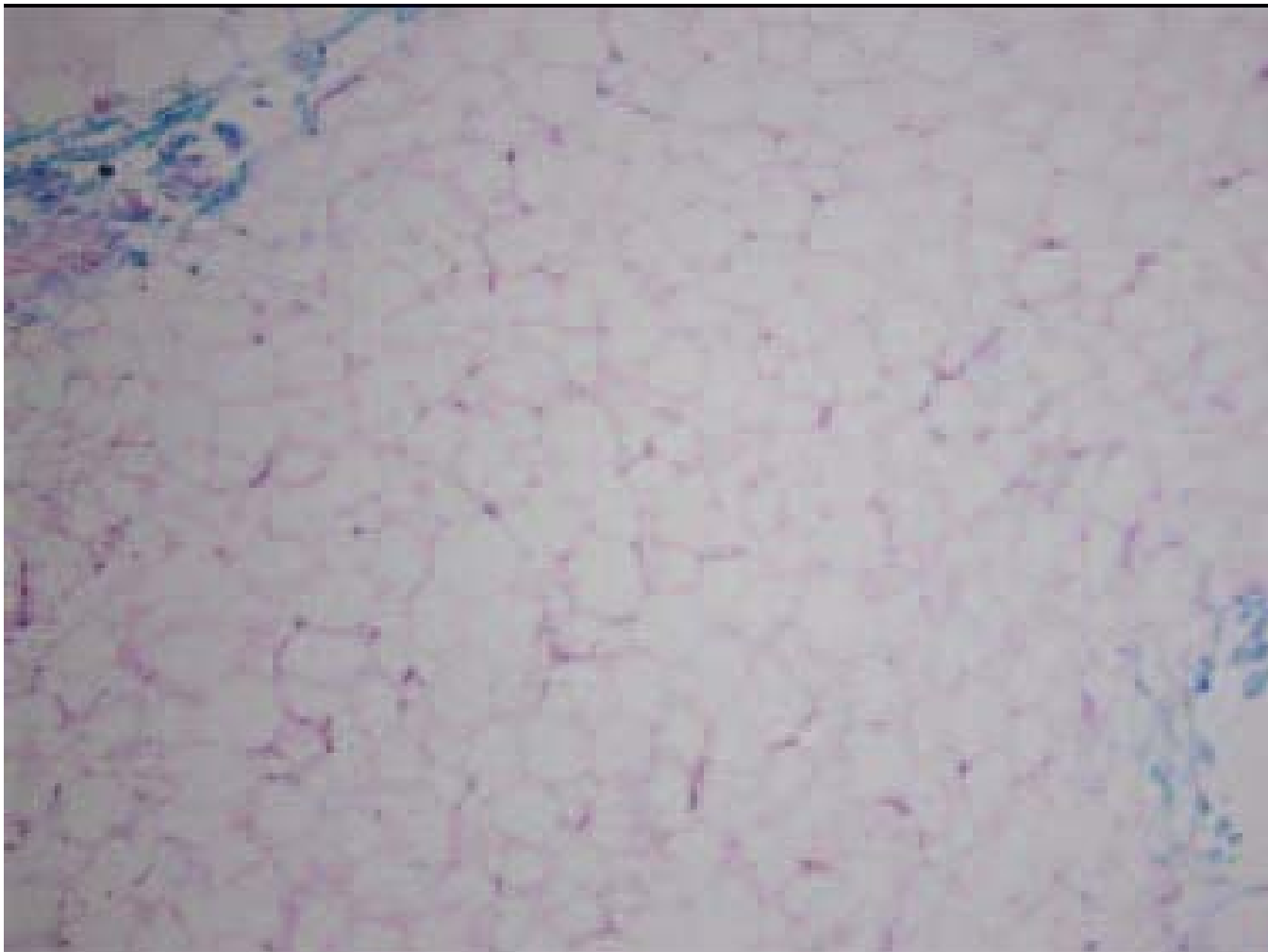
Paul T. Rose and Michael Morgan

Departments of Pathology and Dermatology, University of South Florida, USA
James Haley VA Hospital, Tampa, Florida, USA

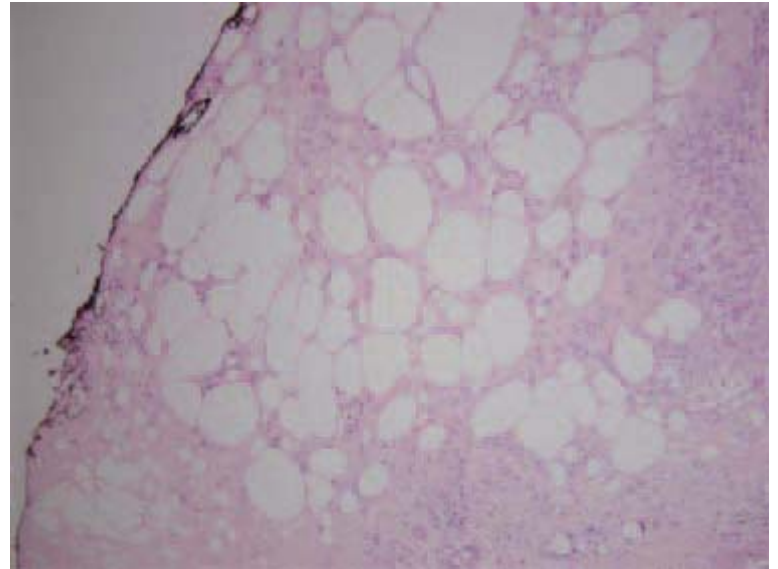
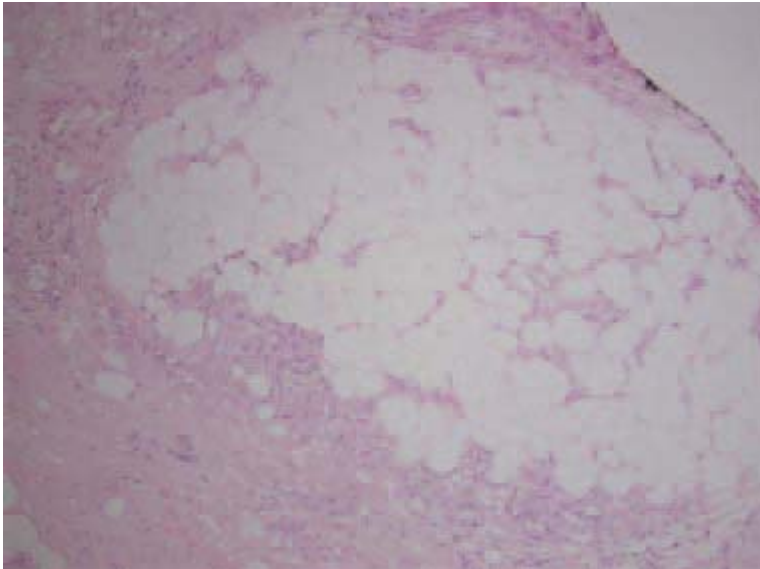


www.ammia.org

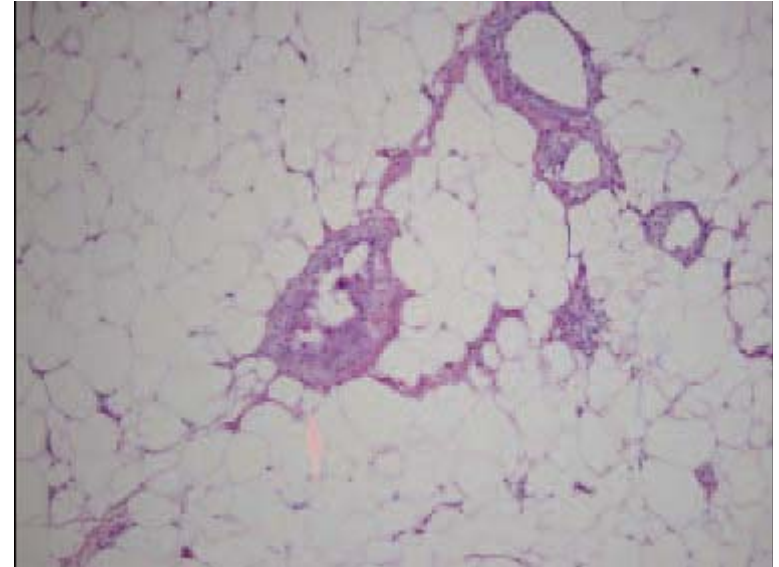
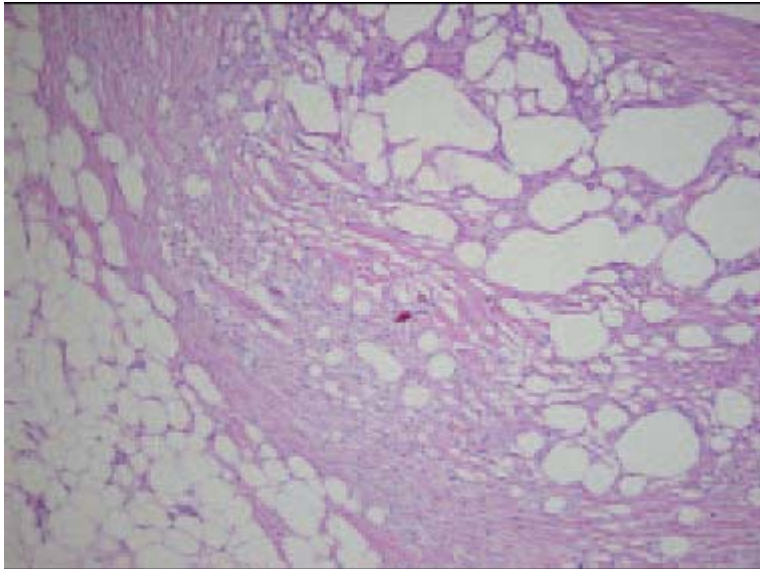
www.ordizmesoterapia.com



Tejido adiposo normal.



Efecto de la actividad de la fosfatidilcolina p.i./deoxicolato de sodio una semana después de su aplicación



Efecto de la actividad de la fosfatidilcolina p.i./deoxicolato de sodio dos semanas después de su aplicación.



Mesotherapy and phosphatidylcholine injections: historical clarification and review.

[Rotunda AM](#), [Kolodney MS](#).

Department of Dermatology, University of Southern California School of Medicine, Los Angeles, California, USA.
arotunda@hotmail.com

La administración de estos agentes detergentes no se hace según criterios mesoterápicos convencionales, si no que se realiza mediante administración subcutánea y exige un entrenamiento adecuado del médico que realiza la inyección.



Mesotherapy and phosphatidylcholine injections: historical clarification and review.

[Rotunda AM](#), [Kolodney MS](#).

Department of Dermatology, University of Southern California School of Medicine, Los Angeles, California, USA.
arotunda@hotmail.com

En el 100% de los casos se presenta

Dolor

Hinchazón de la zona tratada

Quemazón

Sensibilidad al tacto

Prurito y eritema

Hematomas

También se han descrito efectos secundarios de naturaleza colinérgica (ligados a la fosfatidil colina)

Nauseas

Aumento de la sudoración

Cuadros diarreicos

Modificaciones en la salivación y el gusto

Arritmias cardiacas.

Presentación del caso

Se trata de una mujer mexicana, joven, a la cual se le inyectó una preparación formulada con fosfatidilcolina poliinsaturada y deoxicolato de sodio (de origen español) con la finalidad de tratar unos depósitos grasos localizados en la zona del pantalón de montar.

Presentación del caso

Durante el proceso de infiltración refiere una sensación dolorosa y quemante, pero le aseguran que es normal.

En días sucesivos la sensación de dolor va en aumento y aparecen cambios más que evidentes en las zonas infiltradas.

Presentación del caso

Los signos inflamatorios van en aumento y comienzan a aparecer importantes y profundas úlceras en ambas extremidades inferiores.

La evolución es muy tórpida y precisa cirugía plástica para la reconstrucción de las úlceras.







Mesotherapy and phosphatidylcholine injections: historical clarification and review.

[Rotunda AM](#), [Kolodney MS](#).

Department of Dermatology, University of Southern California School of Medicine, Los Angeles, California, USA.
arotunda@hotmail.com

El uso de deoxicolato de sodio con/sin fosfatidilcolina puede llegar a ser un nuevo tratamiento del tejido graso, pero tanto practicantes como pacientes deben ser cautos. Son necesarios más datos clínicos y estudios experimentales para establecer definitivamente su seguridad y eficacia.

Adverse Lipostabil Reaction Leads to Compensation Claim - Microsoft Internet Explorer

Archivo Edición Ver Favoritos Herramientas Ayuda

Atrás Búsqueda Favoritos Guardar en My Web Entrar Correo Yahoo! Mi Yahoo! Y! Respuestas

Dirección <http://www.irwinmitchell.com/PressOffice/PressReleases/lipostabil-treatment.htm> Ir McAfee SiteAdvisor

Home / Press office / Press releases / Adverse Lipostabil Reaction Leads to Compensation Claim

News

Adverse Lipostabil Reaction Leads to Compensation Claim

Lipostabil compensation claim

15/11/2006

A patient who suffered an adverse reaction after being injected with Lipostabil, as a cosmetic treatment for the reduction of fat, is suing the surgeon who carried out the procedure. The client who wishes to remain anonymous, and is known as Miss A, developed an infection in both legs resulting in deep ulcers which needed excision under general anaesthetic. She had to remain in hospital for a week following the above operation and was off work for over 4 months after experiencing a great deal of pain in both legs. She has been left with extensive scarring which will require further surgery to rectify the problem.

The UK regulatory body, The Medicines and Healthcare products Regulatory Agency, in June 2005, made clear that Lipostabil is not licensed in the UK for cosmetic use and should not be injected under the skin. Lipostabil is a soya-based product which is intended to be used intravenously for the prevention and treatment of fat blockages in blood vessels. The drug's manufacturer, Sanofi-Aventis, has warned that the drug is not designed to be administered under the skin and is not safe for cosmetic purposes.

Make an enquiry

Talk to someone now
Call 0870 1500100

Drop us a line

The latest from IM

IMListNewsWithTaxonomy evaluated and an exception occuredException of type System.OutOfMemoryException was thrown.

Our recent work

Successful Cerebral Palsy Compensation Claim

Daughter wins compensation following mother's death due to MRSA infection

E-coli claims

View all

Inicio Bandeja de entrada ... RE: CAMBIO DE DOM... Microsoft PowerPoint ... Adverse Lipostabil Re... 20:19

Press office - Microsoft Internet Explorer

Archivo Edición Ver Favoritos Herramientas Ayuda

Atrás Búsqueda Favoritos

Y! Resaltar Adobe Guardar en My Web Entrar Correo Yahoo! Mi Yahoo! Y! Respuestas

Dirección <http://www.irwinmitchell.com/PressOffice/> Ir McAfee SiteAdvisor

Press office

Irwin Mitchell press office

Welcome to the press office

Welcome to the Irwin Mitchell Press Office. Giving you instant access to national and regional press releases, facts and information about our firm, and the areas of law we practice in. The soon to be launched media library will have a variety of photography and images from our latest stories and for the firm itself.

To receive the latest press releases by email please drop us a line. Please contact us using the details below if you have any comments or queries.

David Standard



As Head of Media Relations for Irwin Mitchell David Standard should be your first port of call for all enquiries, both he and his team will be able to help you with any media requests.

David Standard
 Head of Media Relations
 DD: 0114 274 4327
 Mobile: 07843 368237
 Fax: 0870 2384035
 email: david_standard@irwinmitchell.com

Call 0870 1500100

Drop us a line

The latest from IM


IMListNewsWithTaxonomy evaluated and an exception occurredException of type System.OutOfMemoryException was thrown.

IMListCaseStudiesWithTaxonomy evaluated and an exception occurredException of type System.OutOfMemoryException was thrown.

Listo Internet

Inicio Bandeja de entrada ... RE: CAMBIO DE DOM... Microsoft PowerPoint ... Press office - Microso... 20:21





No inyectar cualquier cosa

No inyectar a cualquier paciente

No inyectar de cualquier modo

Muchas gracias por la atención prestada

www.ammia.org

www.ordizmesoterapia.com